



TKM combined sowing machine
3.0 m (10 ft) working width





Our TREFFLER combined sowing system

Precise sowing of mixed crops.

✓ **Even distribution of seed over the area**

Each type of plant in a (catch crop) mixture has a role to play, from which the succeeding crops and mixing partners will benefit. To achieve this, the plants must be evenly spread out over the field. This is ensured by two dispensing units, each with tine and double disc sweeps.

✓ **Optimal seed depositing
(deep depositing up to 10 cm (3.9"))**

Large-grained seeds must be deposited at a deeper depth than small-grained seeds. The patented tines with sowing shoes allow precise depositing without lateral play.

✓ **Optimal seed depositing
(shallow depositing from 0.5 cm (0.2"))**

Small-grained seeds must be deposited at a more shallow depth than large-grained ones. Double disc sweeps enable the shallow and precise depositing of light-dependent germinators, for example.

✓ **No separation of seeds**

Large- and small-grained mixing partners will separate if they are transported together in a seed tank. Thanks to separate transport and dispensing, the seeds do not separate and are applied evenly over the area.


Your perfectly equipped TKM.



Pendulum support wheels

Standard

The pendulum support wheels provide front depth guidance. They halve the influence of ground unevenness, such as combine tracks. Particularly shallow work and precise depth guidance are crucial for this.



Tine sowing technology

Standard

Large-grained seeds are precisely deposited behind the patented tines. Thanks to TREFFLER's specially developed tine geometry, seeds are deposited at a uniform depth.



Levelling unit

Standard

After the tine sweeps, the earth that has been thrown up needs to be brought back into the furrow. This is done by means of a height-adjustable unit of furrow closers.

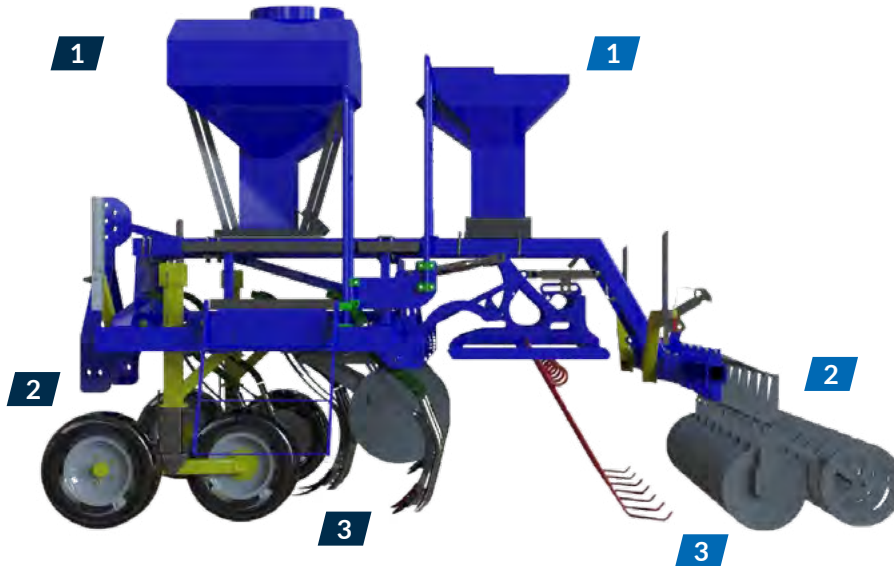


Double disc sweep

Standard

Small-grained seeds are precisely deposited by double disc sweeps that open the furrow for the seed. The earth that falls into the furrow is pressed down and optimum soil coverage for germination is ensured.

The sowing machine in detail.



Tine sowing machine

For deep depositing of seed up to 10 cm (3.9")

- 1** 410 litre seed tank
- 2** Pendulum support wheels
Infinitely variable adjustment of the seed depth and depth guidance via pendulum support wheels.
- 3** Tine sowing sweeps
Our sickle shares open up the soil and deposit the seeds on firm ground with a water connection.

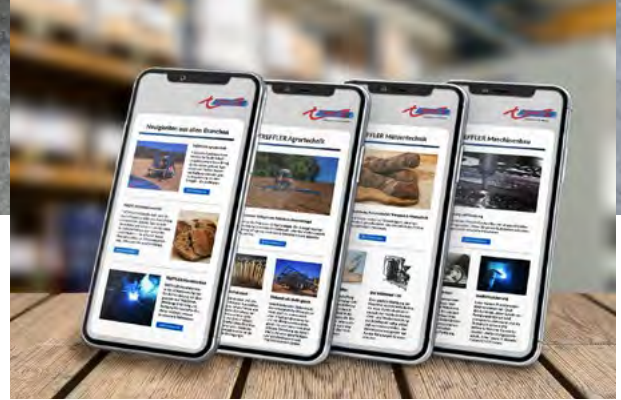
Disc share sowing machine (Lemken)

For shallow depositing of seed from 0.5 cm (0.2")

- 1** 200 litre seed tank
- 2** Double disc sowing shares (Lemken)
Perfect depositing at a shallow depth and reconsolidation create the basis for perfect germination. The depositing depth can be infinitely adjusted using a crank.
- 3** Furrow closers for levelling
The depositing depth can be infinitely adjusted using a crank.

TKM technical data

Model	Working width (cm/ft)	Row distance tine share (cm)	Row distance disc share (cm)	Number of tines (pcs.)	Number of disc shares (pcs.)
TKM 300	300 cm/9'10"	20 cm/7.9"	20 cm/7.9"	15	16



Our services

Reliable, we are here for you.

Quality only arises together, in the team! From our agricultural or milling technology to distribution or customer service - at TREFFLER we provide you with a wide range of services. One thing that unites us all: your satisfaction as our customers. We look forward to serving you.

- Extensive advice, even after the purchase
- Competent service support, also via e-mail to service@treffler.net
- Service on-site with the TREFFLER service vehicle



The company

Quality and precision, always aiming for a better future.

With tradition comes responsibility. That is why today we are also thinking about tomorrow. We demand a lot- both of ourselves and the quality of our

products- always exploring and creating innovative solutions for even the most complex issues. This defines the culture and the mindset of our company.



GET A GRIP ON YOUR WEEDS. MECHANICALLY.



Your TREFFLER distributor:



TREFFLER Maschinenbau GmbH & Co. KG

Reichersteiner Straße 24
86554 Pöttmes-Echsheim, Germany
Phone: +49 (0) 82 53 / 99 58-0
Fax: +49 (0) 82 53 / 99 58-70

info@treffler.net
www.treffler.net

Dimensions and specifications are approximate and non-binding.
Technical information subject to changes without prior notice.
Copyright © 01/23 TREFFLER Maschinenbau GmbH & Co. KG